


# **Electric Moley**

**User's Manual**

**MOLEY**

# 1. What's in the Box?

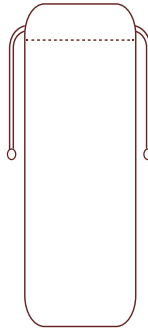
Inside your box of freshness, you'll find:



**Mainframe x1 –**  
The powerhouse of your personal hygiene revolution.



**Detachable Bottle x1 –**  
Your portable water tank of purity.



**Storage Bag x1 –**  
Because even cleanliness deserves a travel buddy.



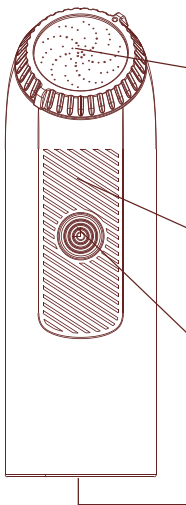
**Charging Cable x1 –**  
Type-C, because it's convenient.



**Instructions x1 –**  
We recommend reading it through.

# 2. Product Features

This clever little gadget comes with high-tech simplicity:

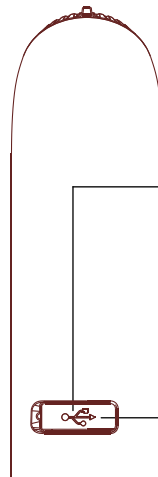


**Water Type Switching Nozzle –** Twist to toggle between “spa day” (shower flow) and “laser focus” (concentrated stream).

**Indicator Lamp –** Electric Moley's way of politely keeping you informed.

**Switch / Shift Button –** For gentle or powerful spray modes, depending on your preferences.

**Connecting thread port**



**Pressure Relief Outlet –** Keeps your cleaning session smooth and steady.

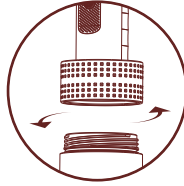
**Type-C Charging Port –** Universal, quick and smart.

### 3. Method of Operation

You're five steps away from fresh confidence:



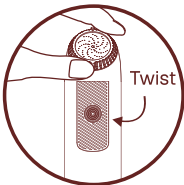
1. Fill the bottle with clean water (not too hot — we like refreshing, not scalding).



2. Screw the bottle onto the base, snug but not Hulk-tight.



3. Aim carefully — align the nozzle with the desired cleaning zone.



4. Twist to switch between spray modes:

**Gentle**

**Concentration** — for soft daily cleansing

**Strong**

**Concentration** — for deeper rinse needs

**Gentle Shower** — wide, soothing spray

**Powerful Shower** — strong, revitalizing flow



5. Press the button to toggle between gentle and powerful settings.



6. Clean in use — IPX7 waterproof means it can handle your splash zone with confidence.

**Bonus feature:** Electric Moley automatically switches off after 5 seconds if it senses the water has run out.

## 4. Warning

When water runs low, the sound may change. No need to panic — that's just physics.

Don't block the pressure relief outlet unless you enjoy unexpected spray patterns.

Never, ever use it inside your body. Respect your health.

## 5. Charge Indicator Lights

Every clean machine needs a little glow to show it cares.

Status	Indicator Behavior	Meaning
Charging	White light flashes slowly	Powering up
Fully Charged	White light steady	Ready for action
Gentle Mode	White light steady	Calm and composed
Powerful Mode	White light steady	Bold and confident
Low Battery	Flashing continuously	Time to plug in
Power Off	No light	Taking a nap

## 6. Basic Parameters

Product Name	Electric Moley
Unit Dimensions	Φ 35 mm × 110 mm
Unit Weight	Approximately 84 g of clean convenience
Housing Material	ABS
Spray Modes	Shower / Focused
Intensity Levels	Gentle / Powerful
Waterproof Rating	IPX7 – built to survive water contact
Compliance Standard	GB 4706.1-2005
Battery Capacity	400 mAh Rechargeable Polymer Lithium-ion

Charging Port	Type-C
Input Power	5V / 1A
Charging Time	Less than 3 hours
Rated Power	5W (3.7V)
Operating Time	45 minutes or more (Gentle mode, full charge)
Noise Level	Below 60 dB (quiet enough to keep things discreet)
Compatibility	Fits standard 30 mm water bottle mouths

## 7. Precautions & Care Tips

Don't use water hotter than 40°C (105°F).

Strictly for external use.

Don't immerse the entire device in water.

Replace the cable if it looks tired or frayed.

Don't boil it, burn it, or test its fireproofing abilities.

Avoid freezing conditions.

Clean gently using mild soap and a soft cloth.

No DIY repairs, please.

Make sure the charging port is completely dry before reconnecting power. Water and electricity are not friends.

## 8. Troubleshooting Table

Symptom	Possible Cause	Solution
Doesn't start	Battery empty or still charging	Charge fully or unplug from charger
Weak water flow	Filter blocked	Clean filter
Doesn't spray or charge	Internal fault	Contact after-sales support

## 9. Limited One-Year Warranty

Electric Moley comes with a one-year warranty against defects in material or workmanship, valid from the date of purchase.

**What We'll Do:** If something goes wrong, we'll repair or replace the unit (new or refurbished) at our discretion.

**What You'll Handle:** You're responsible for shipping the product to our service center.

Need customer service? Email us: [hello@getmoley.com](mailto:hello@getmoley.com).

## 10. Manufacturer Information

XIAMEN HOWKKI ENTERPRISE CO., LTD

address: No.12-16, Xiabi Road, Huacheng Industrial Park, Xianghe Street, Tongan District, Xiamen, Fujian, China